

COVID-19 Personal Protective Equipment (PPE) Guidelines



June 25, 2020



PROTOCOL A: New COVID-19 Diagnosis or Symptoms Hospice and Home Care

(HHA Restricted to Two (2) Hours Per Day)

- N95 Respirator
- Gloves
- Gown
- Eye Protection – Face shield/goggles
- *Shoe Covers and Head Cover

A



PLUS



***WHEN AVAILABLE**

Provide care to patients with new COVID-19 diagnosis or symptoms:

- Evaluated/diagnosed/treated as COVID-19 in the Emergency Room, Clinic, or Hospital and released home (Treat and Release)
- Patients report new COVID-19 symptoms on Pre-visit Screening (positive pre-visit screen)
- Diagnosed with COVID-19 while on service
- Immunocompromised patients or discharged from or resides in the following institutions: nursing homes, adult care facilities, and certain other congregate living facilities
- Patients living with household member newly diagnosed with COVID-19 or with new symptoms and are not able to isolate

Use Protocol (A) PPE for TOTAL of 21 days but can switch to Protocol (B) PPE if after 10 days of isolation and no fever in last 72 hours and improvement of cough or shortness of breath.

Use N95 plus face shield/goggles if providing aerosol generating procedure/treatment; follow N95 extended use protocol

PROTOCOL B: Routine Patient Care in The Home/Hospice

(HHA Hours to Three (3) Plus Hours Per Day)

- Surgical Face Mask
- Eye Protection – Face shield/goggles
- Gloves

B



Provide care to the following patients:

- COVID-19 negative test
- No COVID-19 symptoms (fever, cough/shortness of breath)
- Recovered (History of COVID-19)
 - At least 10 days since COVID-19 symptoms or diagnosis
- * AND
- At least 72 hours since fever is resolved without the use of fever-reducing medications
- *AND
- Overall improvement in illness (e.g. improving cough, shortness of breath).

Use Protocol (B) PPE as on-going unless patient meets criteria for Protocols A and C

Use N95 plus face shield/goggles if providing aerosol generating procedure/treatment; follow N95 extended protocol

Gown plus face shield/goggles for wound care and during procedures involving sprays or splashes

PROTOCOL C: Household Member either Diagnosed with COVID-19 illness or with symptoms and in isolation but the patient remains Covid-19 NEGATIVE (HHA Hours Three (3) Plus Hours Per Day)

- Surgical Face Mask
- Eye Protection – Face shield/goggles
- Gloves
- Gown
- *Shoe Covers and Head Cover




Patients who are NEGATIVE but have household member living in the same home with COVID-19 illness OR COVID-19 symptoms (fever, cough, shortness of breath).

- Clinicians should ask symptomatic household member to stay in a separate room and maintain self isolation.
- If household member unable to self-isolate, follow Protocol (A) PPE


Use Protocol (C) PPE for TOTAL of 21 days for symptomatic household members and can switch to Protocol (B) PPE if after 10 days of isolation and no fever in last 72 hours and improvement of cough or shortness of breath.

Use N95 plus face shield/goggles if providing aerosolized generating procedure/treatment; follow N95 extended protocol



PPE Extended Use, Reusing, and Storage

TYPE OF PPE	EXTENDED USE OF PPE	REUSE AFTER REMOVAL	CARE, CLEANING AND DISINFECTION	APPROPRIATE STORAGE OF PPE BETWEEN USE
<p data-bbox="71 571 486 668">Surgical Face Mask/Ear Loop Mask</p> 	<ul data-bbox="529 344 963 1192" style="list-style-type: none"> • After completing the visit remove gloves if used and wash your hands or use hand sanitizer. • Remove the mask by grasping the ear straps. • Fold the mask so that the outer surface is held inward and against itself to reduce contact with the outer surface during storage. 	<ul data-bbox="1011 344 1444 886" style="list-style-type: none"> • The folded mask can be stored between uses in a clean sealable paper bag or breathable container. Please keep separate from sterile supplies. • Discard at the end of the day along with the paper bag. 	<ul data-bbox="1493 344 1819 379" style="list-style-type: none"> • Not applicable. 	<ul data-bbox="1969 344 2402 682" style="list-style-type: none"> • The folded mask can be stored between uses in a clean sealable paper bag or breathable container. Please keep separate from sterile supplies.



PPE Extended Use, Reusing, and Storage

TYPE OF PPE	EXTENDED USE OF PPE	REUSE AFTER REMOVAL	CARE, CLEANING AND DISINFECTION	APPROPRIATE STORAGE OF PPE BETWEEN USE
<p>N95 Respirator</p> 	<ul style="list-style-type: none"> • After completing the visit remove gloves and wash your hands or use hand sanitizer. • Remove the mask by grasping the straps. 	<ul style="list-style-type: none"> • The respirator can be stored between uses in a clean sealable paper bag or breathable container. Please keep separate from sterile supplies. • It can be reused if clean and intact • Protected by a surgical face mask or face shield. • Successful seal check upon re donning. • The N95 may be re-used as long as they are able to seal, were not worn during an aerosol generating procedure or have reached the end of their use by being soiled, damaged or moist from sweat or fluid loss through breathing. 	<p>Not applicable.</p>	<p>The respirator can be stored between uses in a clean sealable paper bag or breathable container. Please keep separate from sterile supplies.</p>

PPE Extended Use, Reusing, and Storage

TYPE OF PPE	EXTENDED USE OF PPE	REUSE AFTER REMOVAL	CARE, CLEANING AND DISINFECTION	APPROPRIATE STORAGE OF PPE BETWEEN USE
<p data-bbox="173 511 392 554">Face shield</p>  	<p data-bbox="537 344 988 682">After completing the visit remove the face shield. Remove the face shield by grasping the headband, wash your hands or use hand sanitizer.</p>	<p data-bbox="1026 344 1493 739">While wearing gloves, carefully wipe the inside, followed by the outside of the face shield or goggles, and the straps, using a clean cloth saturated with neutral detergent solution or cleaner wipe.</p> <p data-bbox="1026 801 1467 886">Fully dry (air dry or use clean absorbent towels) .</p>	<p data-bbox="1523 344 1964 596">Carefully wipe the outside of the face shield or goggles using a wipe or clean cloth saturated with EPA-registered disinfectant solution.</p>	<p data-bbox="2005 344 2440 639">The face shield can be stored between uses in a clean sealable paper bag or breathable container. Please keep separate from sterile supplies.</p>

PPE Extended Use, Reusing, and Storage

TYPE OF PPE	EXTENDED USE OF PPE	REUSE AFTER REMOVAL	CARE, CLEANING AND DISINFECTION	APPROPRIATE STORAGE OF PPE BETWEEN USE
<p>Gowns</p>  <p>Gloves</p> 	Cannot be reused or disinfected.	Cannot be reused or disinfected.	Not applicable.	Not applicable.



Extended Use

- ***Extended use of PPE*** refers to wearing the same PPE for encounters with several patients (N95 and Face Masks and Face Shields).
- **Note:** There are multiple styles of N95 respirators, which may appear different from the image.
- Perform a seal check before each use of N95 respirator.
- **Note:** Practices for PPE reuse may be modified in discussion with IPC